



# Bexley Children's University

## January 2021 challenge

The 4<sup>th</sup> of January marks World Braille Day, which is a day to help raise awareness of the importance of braille as a way of communicating for people with a visual impairment.



If you are not visually impaired, you use your eyes to read. But this is difficult, or not possible, for anyone who has a visual impairment. Braille is not a language, but is a system of raised dots that can be read using finger tips. This “code” can be written and read in dozens of languages, such as English, Spanish, Arabic and Chinese. Braille is used by thousands of people all over the world in their native languages, and provides a way of communicating for everyone! This code was created by a man called Louis Braille and you can find out more about him by visiting this website:

<https://kids.britannica.com/kids/article/Braille/352878>

There are two challenges for you to begin our new year, both of which are linked to World Braille Day...!

### Challenge 1

To earn a 1hr stamp for your passport, you need to use the braille alphabet to work out what the secret messages are saying! You will need to complete all ten messages in order to earn your stamp and you can find the messages on the next page! Just fill in the answer sheet and send it to Louise at the email address below.



























## Challenge 2

To earn a 1hr stamp for your passport, your second challenge is to find 5 different places where braille is used. You need to take a photo of the braille and say where you found it! I have a feeling you'll find braille in places you have never noticed before!

All you have to do is email your evidence to Louise at [Bexley.CU@Bexley.gov.uk](mailto:Bexley.CU@Bexley.gov.uk) and she will email you a Learning Credit Slip! If you are part of a Bexley Children's University Google Classroom, you can also hand your work in there.

## Challenge 1



### The Braille Alphabet

									
a	b	c	d	e	f	g	h	i	j
									
k	l	m	n	o	p	q	r	s	t
									
u	v	w	x	y	z				



### Secret message 1





**Secret message 2**



**Secret message 3**





**Secret message 4**




**Secret message 5**




**Secret message 6**






**Secret message 7**




**Secret message 8**



**Secret message 9**



**Secret message 10**





A photograph of a person reading braille, using their finger tips

### Challenge 1 - Answer sheet

Secret message 1 :

---

Secret message 2 :

---

Secret message 3 :

---

Secret message 4 :

---

Secret message 5 :

---

Secret message 6 :

---

Secret message 7 :

---

Secret message 8 :

---

Secret message 9 :

---

Secret message 10 :

---

## **Challenge 2**

Photos of 5 different places I found braille:

Send your Challenge answers to [admin@essexchildrensuniuersity.co.uk](mailto:admin@essexchildrensuniuersity.co.uk) or [manager@suffolkchildrensuniuersity.co.uk](mailto:manager@suffolkchildrensuniuersity.co.uk) and we will award your Learning Stamps.